

**Match Statistics**

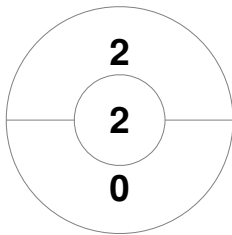
Match #	Date	Time	Pool / Class	Pitch
1	26 Feb 2020	11:00	Semi Final 1	Pitch 2

**Blundells School**

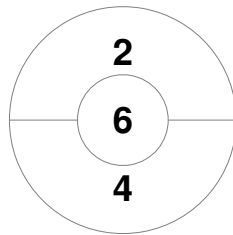
Official	1	2	T
BLU	2	2	4
KENT	0	3	3

**Kent College**

**Penalty Corners**



**BLU**

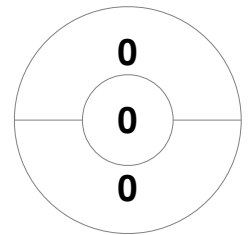


**KENT**

**Circle Entries**



**BLU**



**KENT**

**Shots**



**BLU**

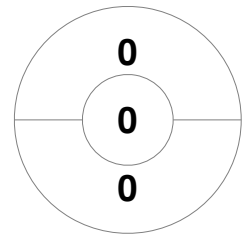


**KENT**

**Shots on Target**

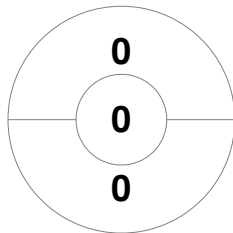


**BLU**

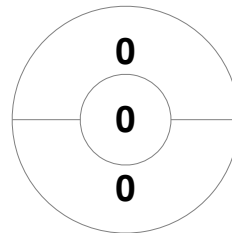


**KENT**

**Possession %**



**BLU**



**KENT**

