

Match Statistics

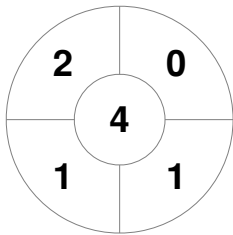
| | | | | |
|---------|-------------|-------|--------------|-------|
| Match # | Date | Time | Pool / Class | Pitch |
| 4 | 04 Jan 2020 | 15:00 | POOL A | |

| | | | |
|---------------------------|--|--|--|
| Brooklands Poynton | | | |
| GK Subs | | | |

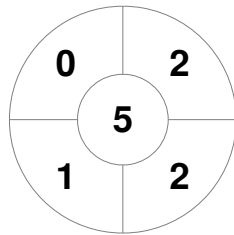
| | | | | | |
|--------------|---|---|---|---|---|
| Official | 1 | 2 | 3 | 4 | T |
| Brooklands P | 0 | 0 | 0 | 1 | 1 |
| Stourport | 1 | 0 | 2 | 1 | 4 |

| | | | |
|------------------|--|--|--|
| Stourport | | | |
| GK Subs | | | |

Penalty Corners



Brooklands P



Stourport



Brooklands P



Stourport

Circle Entries



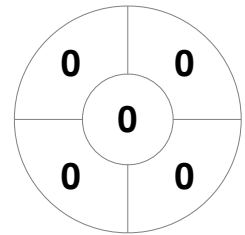
Brooklands P



Stourport



Brooklands P

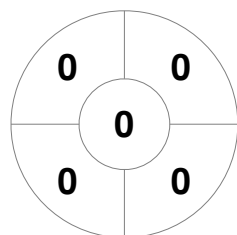


Stourport

Shots

Shots on Target

Possession %



Brooklands P



Stourport