

Match Statistics

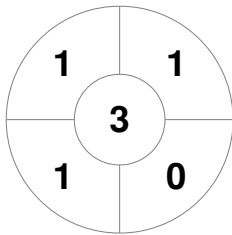
| | | | | |
|---------|-------------|-------|--------------|---------|
| Match # | Date | Time | Pool / Class | Pitch |
| 2 | 02 Feb 2020 | 14:15 | Semi Final 2 | Pitch 1 |

| | |
|-----------------------|----|
| East Grinstead | |
| GK Subs | 39 |

| | | | | | |
|----------|---|---|---|---|---|
| Official | 1 | 2 | 3 | 4 | T |
| EGR | 1 | 1 | 0 | 1 | 3 |
| HOL | 2 | 1 | 1 | 0 | 4 |

| | |
|-----------------|--|
| Holcombe | |
| GK Subs | |

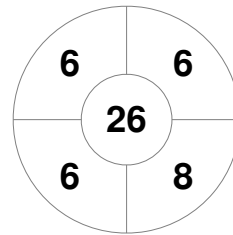
Penalty Corners



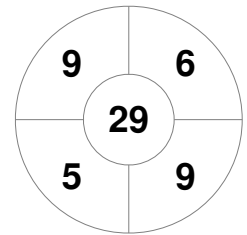
EGR



HOL

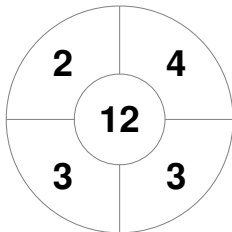


EGR

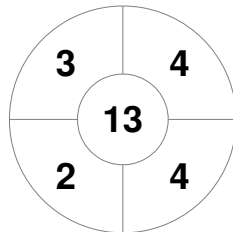


HOL

Shots

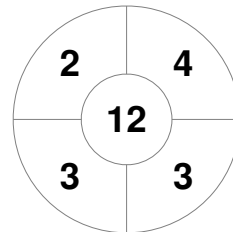


EGR

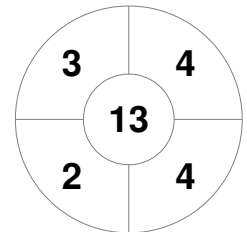


HOL

Shots on Target

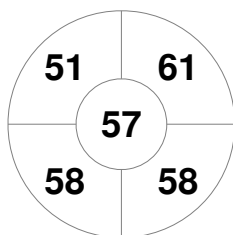


EGR

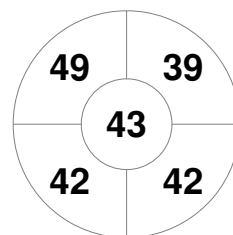


HOL

Possession %



EGR



HOL

