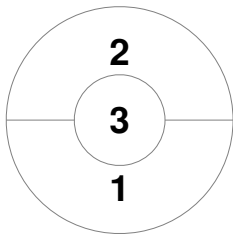


### Match Statistics

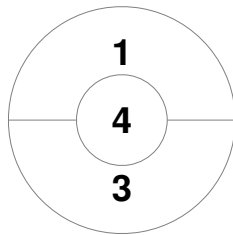
Match #	Date	Time	Pool / Class	Pitch
2	18 Apr 2015	16:30	Semi Final 2	Pitch 1

<b>Canterbury</b>	Official	1	2	T	<b>Clifton</b>
	Canterbury	0	2	2	
	Clifton	0	1	1	

### Penalty Corners

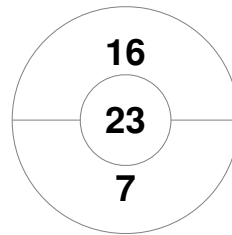


**Canterbury**

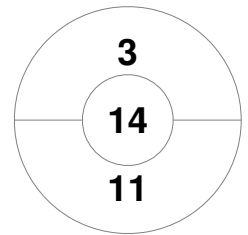


**Clifton**

### Circle Entries

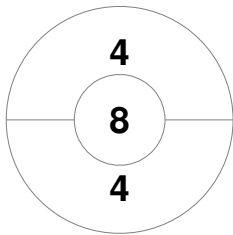


**Canterbury**

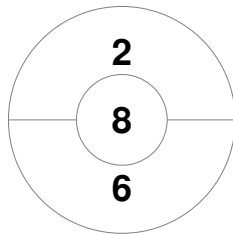


**Clifton**

### Shots

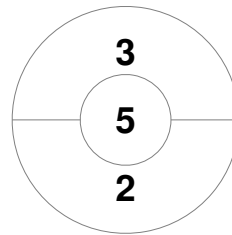


**Canterbury**

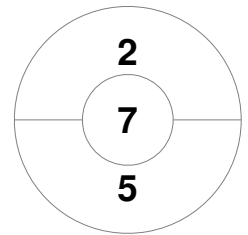


**Clifton**

### Shots on Target

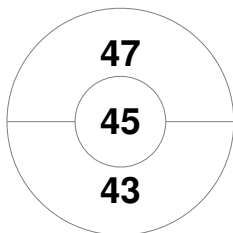


**Canterbury**

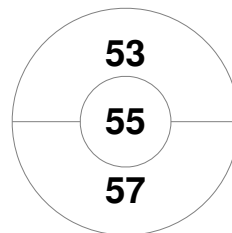


**Clifton**

### Possession %



**Canterbury**



**Clifton**

